



Stella™ Sliding Door Lock

Our Brand Promise

Ingersoll Rand will enable all customers to have “Peace of Mind” by providing innovative security solutions to protect themselves, their homes and commercial properties.

Auckland Customer Service Phone	(09) 829 0553
Auckland Customer Service Fax	(09) 829 0557
National Customer Service Phone	0800 477 869
National Customer Service Fax	0800 477 868
Customer Service Email	nz_custserv@irco.com

Email info@ingersollrand.co.nz
www.ingersollrand.co.nz



Meet Stella – The Star Choice in Sliding Door Security

Schlage Stella™ is a rising star in sliding door locks. Stella™ brings more choice to the market with an ergonomically designed sliding door lock solution for new or retrofit applications. This multi-function lock is part of a family of Schlage hardware solutions that allows the home or business owner to co-ordinate internal and external door hardware. Beyond its comfortable, ergo-design and sleek good looks, Schlage Stella™ offers all the advantages you'd expect from this world leading brand; uncompromised security, simplicity, style and a high quality manufactured finish.






Secure real benefits with Schlage

With Schlage Stella™, the brand that secures your home is the same brand that secures New Zealand’s schools, universities, government, healthcare and office buildings. Schlage’s 85 years of design innovation produces stylish, functional security technology that meets exacting quality standards and security thresholds. Backed by an extensive warranty, Schlage Stella™ has real benefits for all customers.



Customer	Features	Benefits
For the stockist	Suits both industry recognised keyways, template covers new and retrofit installations	Reduce inventory and shelf space while passing on savings to your customers (without compromising security)
For the installer	Easy to understand instructions with simple three hole installation and quality fixings	Simplicity and durability combine to ensure no call back associated costs
For the end user	Security, durability and styling to complement a wide range of Schlage door furniture	Enjoy peace of mind with attractive, secure solutions for external security

Schlage Stella™ Security Technologies

 TwinSecure™	Adds security through twin activating jaws / provides locking by snib or key / red-flags when the door is unlocked
 SlamStop™	Protects locking jaws from accidental damage / offers childproofing / prevents accidental lockout
 ErgoDesign™	Suits left or right hand door applications / improves grip and feel of handle / favoured through rigorous consumer testing
 MultiFix™	Adds security through adjustable concealed strike with stainless steel receiver plate and multiple fixing points / suits new and retrofit applications
 MultiFunction™	Provides non key locking, key locking and dummy

Product Features

- **Warranty:** 7 years mechanical and finish
 - **Locking and non-locking functions available:** deadlocking, deadlocking inside only, external locking, non locking and dummy
 - **Standard finishes:** Satin Pearl plated and Black powder coat
- **Non-standard finishes:** Other plated and powder coated finishes available on request
 - **Door thickness:** Suits doors from 20mm to 50mm with all screw fixings supplied as standard

Other Information

- **Keying:**
 - 5 pin Schlage C section brass cylinder supplied as standard
 - C4 pin cylinder available as an option
 - Both cylinders are restricted keyway compatible
- **Materials:**
 - Zinc diecast body and strike
 - Brass cylinders

Lock Types

Non Key Locking

Inside handle locking by snib only	Outside blank pull	Universal strike
		

Locking





Inside handle locking by key and snib	Outside pull with key	Universal strike
		

Dummy

Inside handle with no locking features (designed for bi-parting doors)	Outside blank pull
	

Total Door Solution

Schlage Stella™ complements the Medio Series and therefore offers a design option for all door types as shown.

Sliding External Door	Hinged External Door	Hinged Internal Door	Front Entry Door
			
Stella™	Medio 1000 Series	Medio Series	Medio Series Designer Entrance Handles